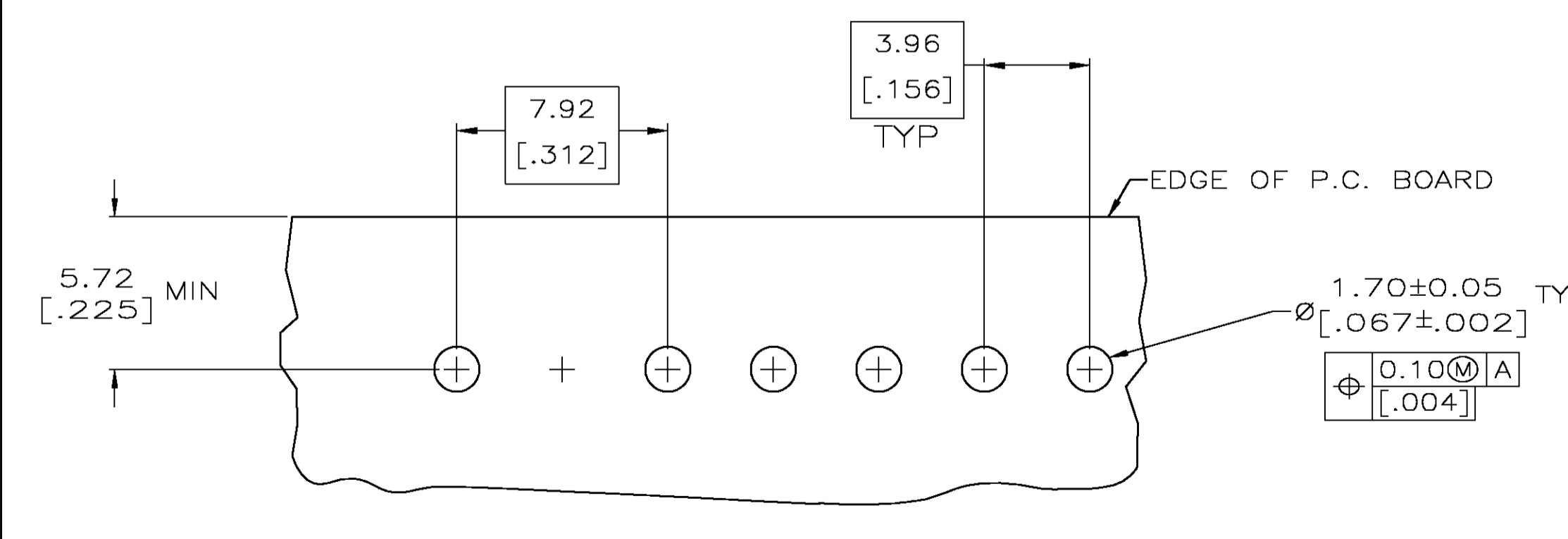
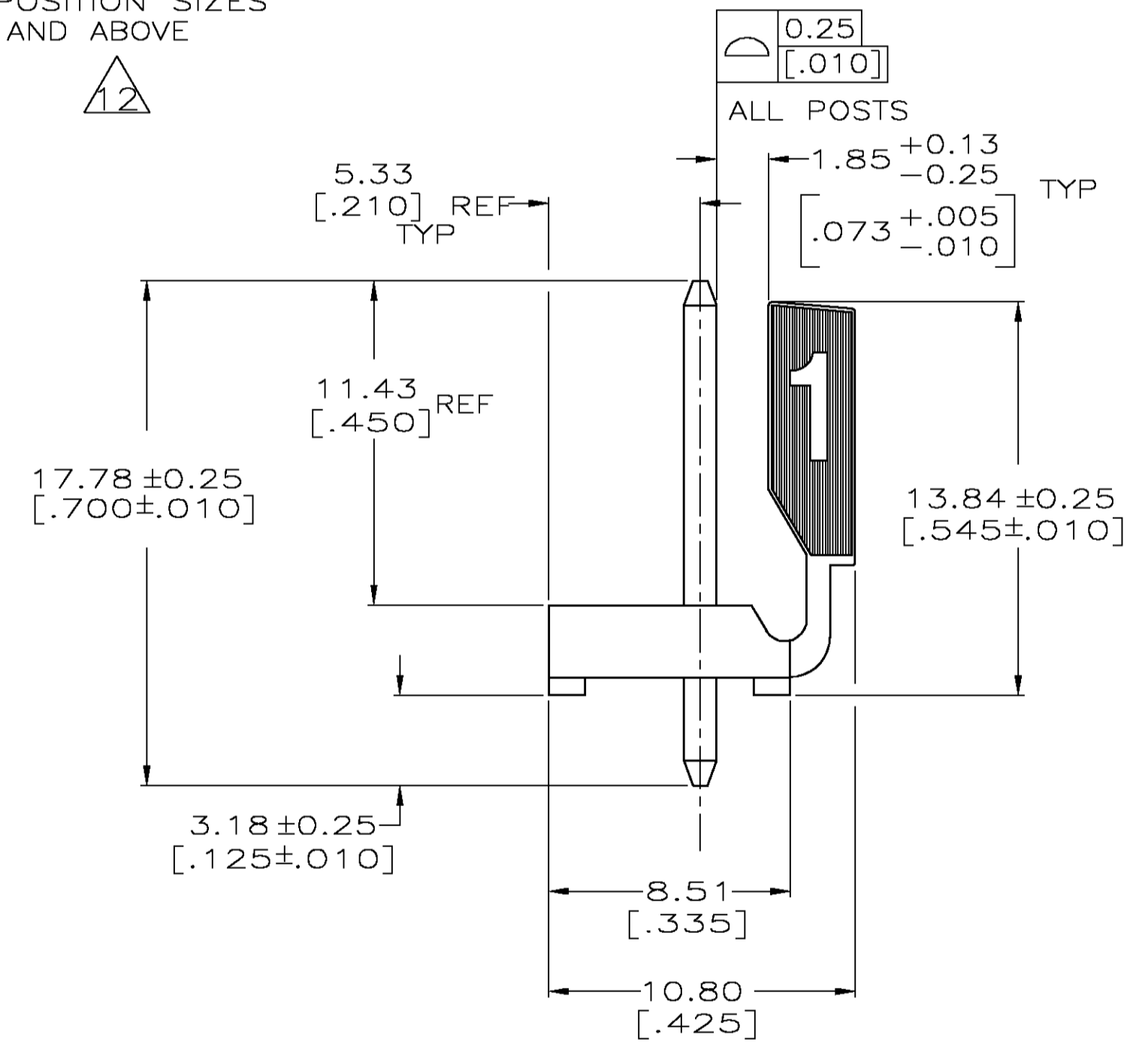
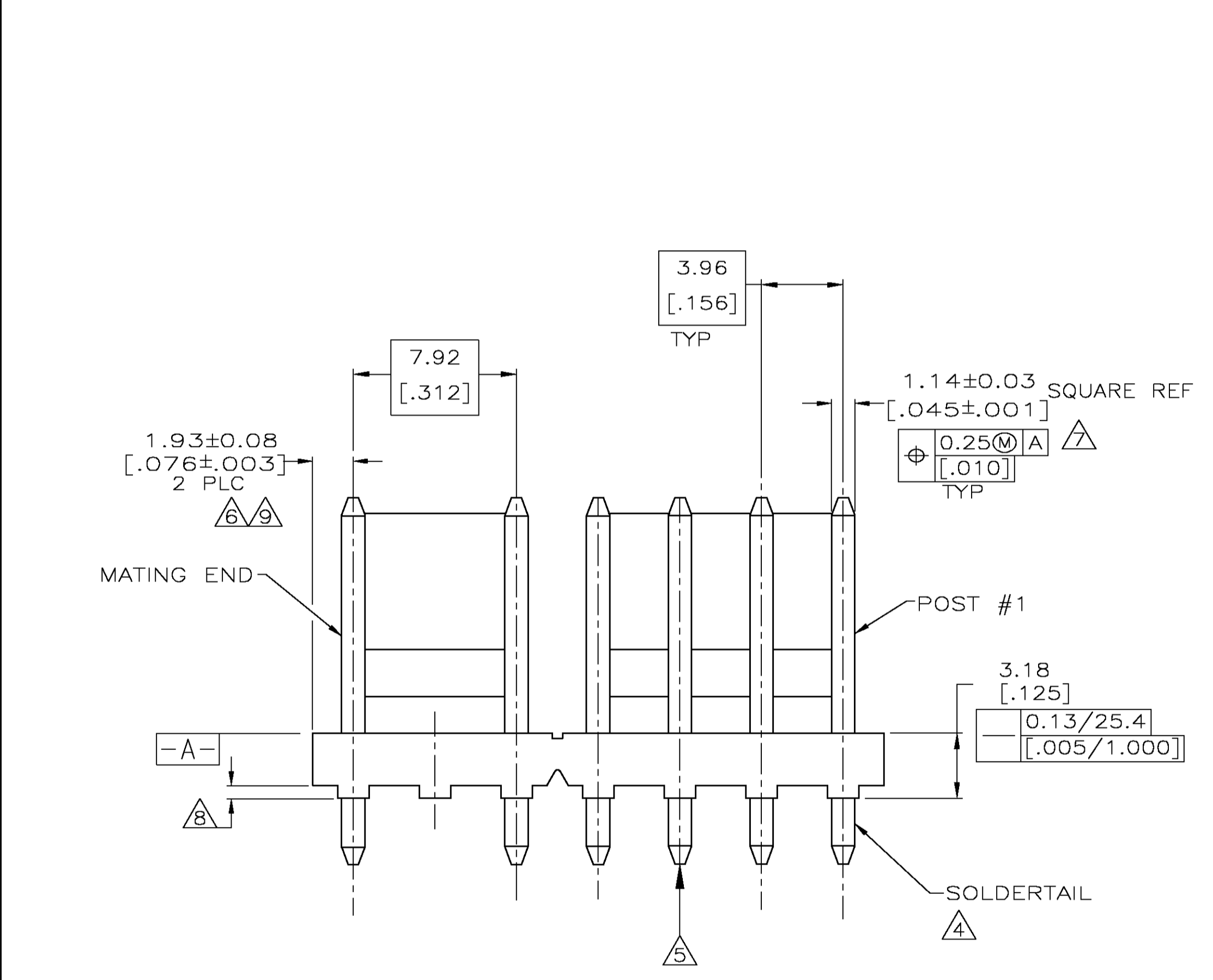


14
 0.89
 [.035]
 REF
 INTERRUPTED WALL
 FOR POSITION SIZES
 6 AND ABOVE



RECOMMENDED MOUNTING HOLE PATTERN
 FOR 1.57 [.062] THICK P.C. BOARD 10

- 1 MATERIAL
 HOUSING: THERMOPLASTIC POLYESTER, GLASS FILLED, DR-48. UL94V-O.
 POST: COPPER ALLOY
- 2 FINISH
 HOUSING: BLACK
 POST: BRIGHT TIN-LEAD (93/7) 0.00380 [.000150]-0.00880 [.000350] THICK OVER NICKEL UNDERPLATE 0.00130 [.000050] MINIMUM THICK OR MATTE TIN PLATE 0.00380 [.000150] THICK OVER NICKEL UNDERPLATE 0.00130 [.000050] MINIMUM THICK IF LEAD FREE.
- 3 UL MARKING MAY NOT APPEAR ON THE 3 POSITION SIZE.
- 4 POST SOLDERTAILS COMPLY WITH AMP SOLDERABILITY SPEC 109-11-2.
- 5 POST WITHSTANDS 13.34N (3 LB) MIN AXIAL FORCE IN EITHER DIRECTION WITHOUT DISLODGING.
- 6 APPLIES AT -A-.
- 7 APPLIES WHEN THE HEADER IS STRAIGHT.
- 8 PLASTIC PROJECTIONS PERMITTED IN THIS ZONE.
- 9 COORDINATE DIMENSIONS APPLIES FROM THE CENTER OF THE ACTUAL FEATURE.
- 10 SOLDER SIDE OF BOARD IS SHOWN.
- 11 DIMENSIONS IN BRACKETS ARE IN INCHES.
- 12 ALL POSITION SIZES HAVE THE BACK WALL NOTCHED ON BOTH ENDS AS SHOWN. THE 2 THRU 5 POSITION SIZES HAVE SOLID BACK WALLS. POSITION SIZES 6 AND ABOVE HAVE AN INTERRUPTED BACK WALL AT VARIOUS LOCATIONS (SEE TABLE FOR INTERRUPTION(S) LOCATIONS).
- 13 EDGE OF POLARIZING LOCK WALL TO BE IN LINE WITH CENTERLINE OF ADJACENT POST WITHIN ±0.13 [.005].
- 14 NOTCH SHOWN MAY OR MAY NOT APPEAR.

YES	4 & 5	31.57	[1.243]	7	3-647184-7
NO	4 & 5	31.57	[1.243]	7	647184-7
LEAD FREE	BACK WALL INTERRUPTIONS BETWEEN POSTS	mm	[IN]	NO OF POSITIONS	PART NUMBER

THIS DRAWING IS A CONTROLLED DOCUMENT.

DIMENSIONS: mm [INCHES]	TOLERANCES UNLESS OTHERWISE SPECIFIED:	APPROVED: D. BOSSI	DATE: 22-OCT-2004	NAME: ASSEMBLY- MTA .156 HEADER, POLARIZED LOCK, STR .045 SQUARE POST, TIN OR TIN-LEAD PLATED, OMITTED POST #6, SPECIAL
0 PLC ±	1 PLC ±	2 PLC ±	3 PLC ± 0.13 [.005]	4 PLC ±
ANGLES ±	FINISH	APPLICATION SPEC	SIZE: A1	DATE: 22-OCT-2004
MATERIAL	FINISH	WEIGHT	CAGE CODE: 00779	DRAWING NO: 647184
		CUSTOMER DRAWING	SCALE: 5:1	SHEET: 1 OF 1

THIS DRAWING IS A CONTROLLED DOCUMENT. DWN: S. HOOVER, DATE: 22-OCT-2004. CHK: D. BOSSI, DATE: 22-OCT-2004. Tyco Electronics Corporation, Harrisburg, Pa 17105-3608.